
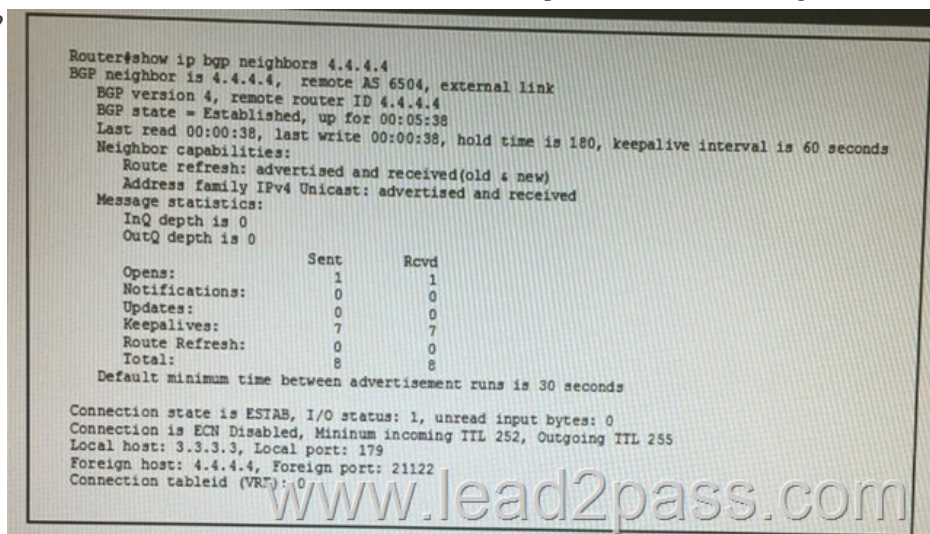


[2016-New Lead2pass Latest 350-018 Free Dumps Guarantee 350-018 Certification Exam 100% Success (685-695)]

2016 July Cisco Official New Released 350-018 Q&As in Lead2pass.com! 100% Free Download! 100% Pass Guaranteed! 2016 timesaving comprehensive guides for Cisco 350-018 exam: Using latest released Lead2pass 350-018 practice tests questions, quickly pass 350-018 exam 100%! Following questions and answers are all new published by Cisco Official Exam Center! Following questions and answers are all new published by Cisco Official Exam Center: <http://www.lead2pass.com/350-018.html>
QUESTION 685 What protocol is responsible for issuing certificates? A. SCEP B. AH C. GET D. ESP E. DTLS Answer: A
QUESTION 686 Refer to the exhibit. Which statement about the effect of this command is true?

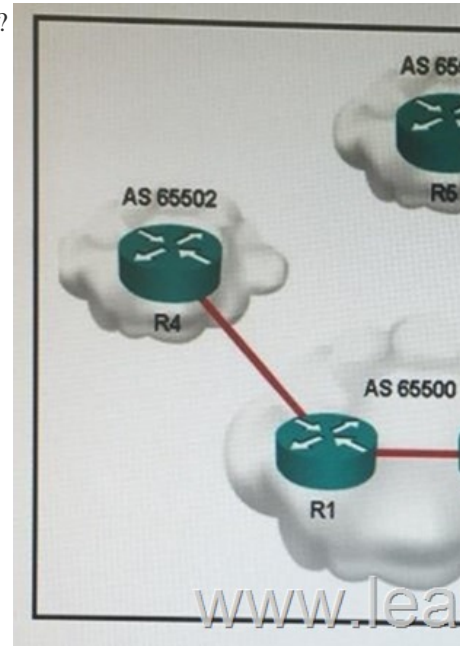


A. It lists the current protocol-to-port mappings of NBAR. B. It lists traffic that is packet switched and bypassed by NBAR. C. It lists the number of packets processed for unknown and unclassified flows. D. It lists the attributes configured for unknown and unclassified flows. E. It displays the link age for unknown and unclassified flows. Answer: D
QUESTION 687 Which four of these attacks or wireless tools can the standard IDS signatures on a wireless LAN controller detect? (Choose four.) A. long HTTP request B. SYN flood C. Deauthorization flood D. NetStumbler E. Wellenreiter F. Association flood G. AirSnort H. Fragment Overlap attack Answer: CDEG
QUESTION 688 What Cisco IOS feature prevents an attacker from filling up the MTU cache for locally generated traffic when using path MTU discovery? A. Use NetFlow information to export data to a workstation. B. Force all traffic to send 1280-byte Packets by hard coding the MSS. C. Enable flow-label marking to track packet destination. D. Enable flow-label switching to track IPv6 packets in the MPLS cloud. E. Always use packets of 1500-byte size or larger. Answer: C
QUESTION 689 What technology can you implement on your network to allow Independent applications to work with IPv6-capable applications? A. DS-Lite B. NAT-PT C. ISATAP D. NAT 6to4 E. NAT64 Answer: E
QUESTION 690 Which three of these statements about a zone-based policy firewall are correct? (Choose three.) A. An interface can be assigned to only one security zone. B. By default, all traffic to and from an interface that belongs to a security zone is dropped unless explicitly allowed in the zone-pair policy. C. Firewall policies, such as the past, inspect, and drop actions, can only be applied between two zones. D. In order to pass traffic between two interfaces that belong to the same security zone, you must configure a pass action using class-default. E. Traffic cannot flow between a zone member interface and any interface that is not a zone member. Answer: ACE
QUESTION 691 Refer to the exhibit. What is the maximum number of hops from the device that generated the given output to its BGP neighbor at 4.4.4.4?



A. 3 B. 252 C. 5 D. 255 E. 2 F. 254 Answer: A
QUESTION 692 Which two statements about 802.1x authentication with port security are true? (Choose two.) A. If any client causes a security violation, the port is immediately placed in

spanning-tree disabled mode. B. An entry is created in the secure host table for any client that is authenticated and manually configured for port security, even if the table is full. C. 802.1x manages network access for all authorized MAC addresses. D. If a client is authenticated and the port security table is full, the oldest client is aged out. E. If any host causes a security violation, the port is immediately error-disabled. Answer: BE QUESTION 693 Refer to the exhibit. Which as-path access-list regular expression should be applied on R2 as a neighbor filter list to only allow updates with an origin of AS 65503?



A. _65503.?\$ B. 65503.* C. 65503 D. _65503_ E. _65503\$ F. 65503\$ Answer: B QUESTION 694 If an ASA device is configured as a remote access IPsec server with RADIUS authentication and password management enabled, which type of authentication will it use? A. MS-CHAPv2 B. MS-CHAPv1 C. RSA D. NTLM E. PAP Answer: E QUESTION 695 Drag and drop the step in the Cisco ASA packet processing flow on the left into the correct order of operations on the right.

- The egress interface counter is incremented.
- The input counter is incremented.
- The packet arrives at the ingress interface.
- The packet is forwarded to the egress interface.
- The packet is checked against the global (or interface) ACL.
- The packet is checked against existing translation rules.
- The packet is checked against the global (or interface) ACL.
- The packet is forwarded to the egress interface.
- The packet is checked against existing translation rules.

Answer:

The egress interface counter is incremented.	The packet arrives at the ingress interface.
The input counter is incremented.	The input counter is incremented.
The packet arrives at the ingress interface.	The packet is checked against the global (or interface) ACL.
The packet is forwarded to the egress interface.	The packet is checked against existing translation rules.
The packet is checked against the global (or interface) ACL.	The packet is forwarded to the egress interface.
The packet is checked against existing translation rules.	The packet is checked against the global (or interface) ACL.

Lead2pass is confident that our NEW UPDATED 350-018 exam questions and answers are changed with Cisco Official Exam Center. If you cannot pass 350-018 exam, never mind, we will return your full money back! Visit Lead2pass exam dumps collection website now and download 350-018 exam dumps instantly today! 2016 Cisco 350-018 exam dumps (All 788 Q&As) from Lead2pass: <http://www.lead2pass.com/350-018.html> [100% Exam Pass Guaranteed]